

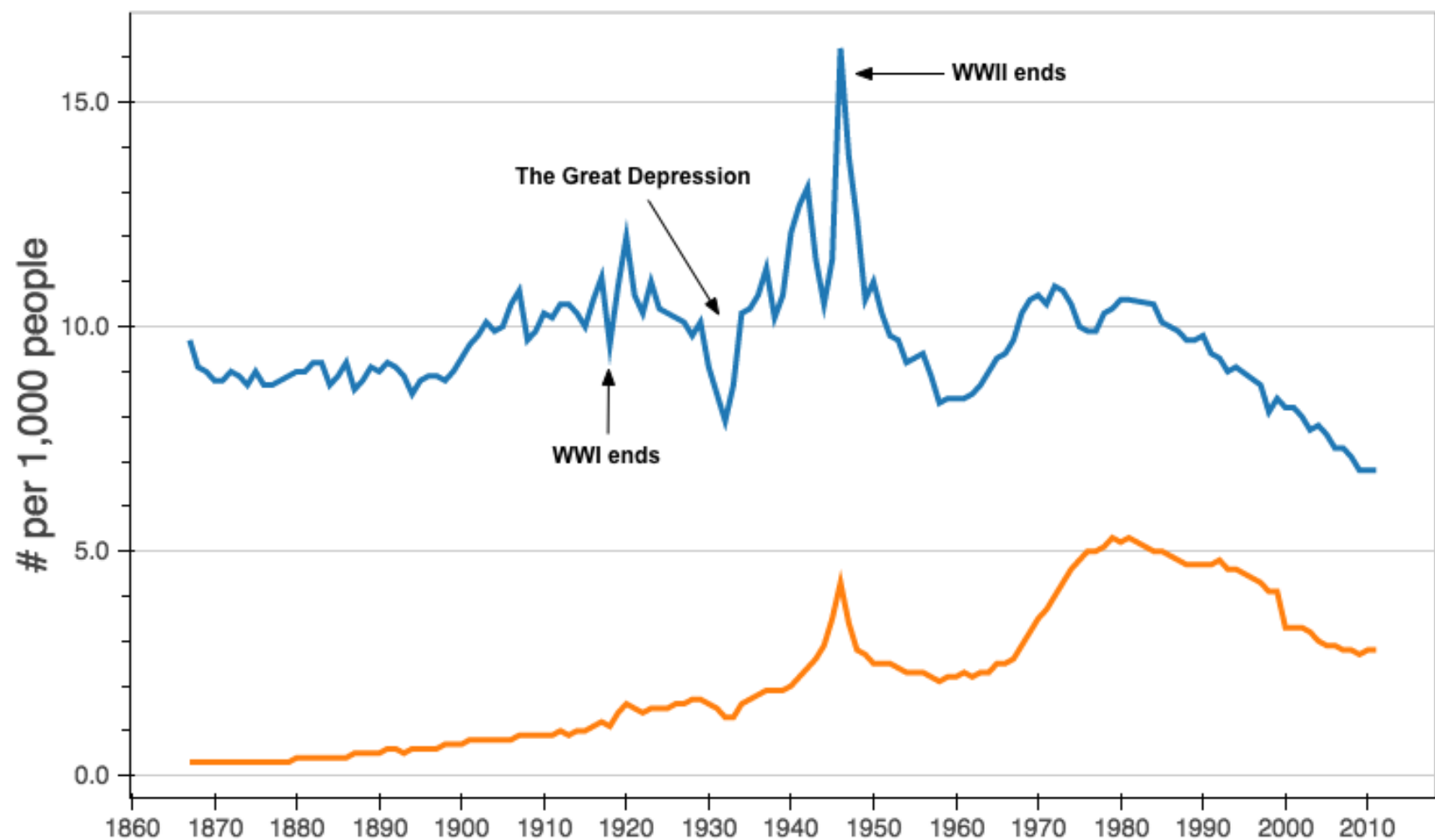
Divorce, Remarriage, Stepfamilies



Warm up

- How many couples in your family have divorced in the past year? In the past 10 years? The past 20?
- Overall, do you think the divorce rate in America in the past 20 years has been declining or increasing? Why?

144 years of marriage and divorce in the U.S.



Data source: CDC NCHS

Author: Randy Olson (@randal_olson / randalolson.com)



Social Influences on Divorce

- Cultural change.
- Cohabitation.
- Women and men's employment.
- Age at entry into union.
- Race and ethnicity
- Social class
- Silver divorce

Cultural Change



- Commitment versus personal well-being or fulfillment.
- Shift toward concerns of family as the private matter versus public concern.



Cohabitation

- Individualistic type of union than is marriage.
- Largely unregulated by law.
- *When it starts and when it ends are solely up to the partners.*
- *Either of the partners can end the relationship at any time without taking any legal action.*
- Commitment to each other is understood to be limited.

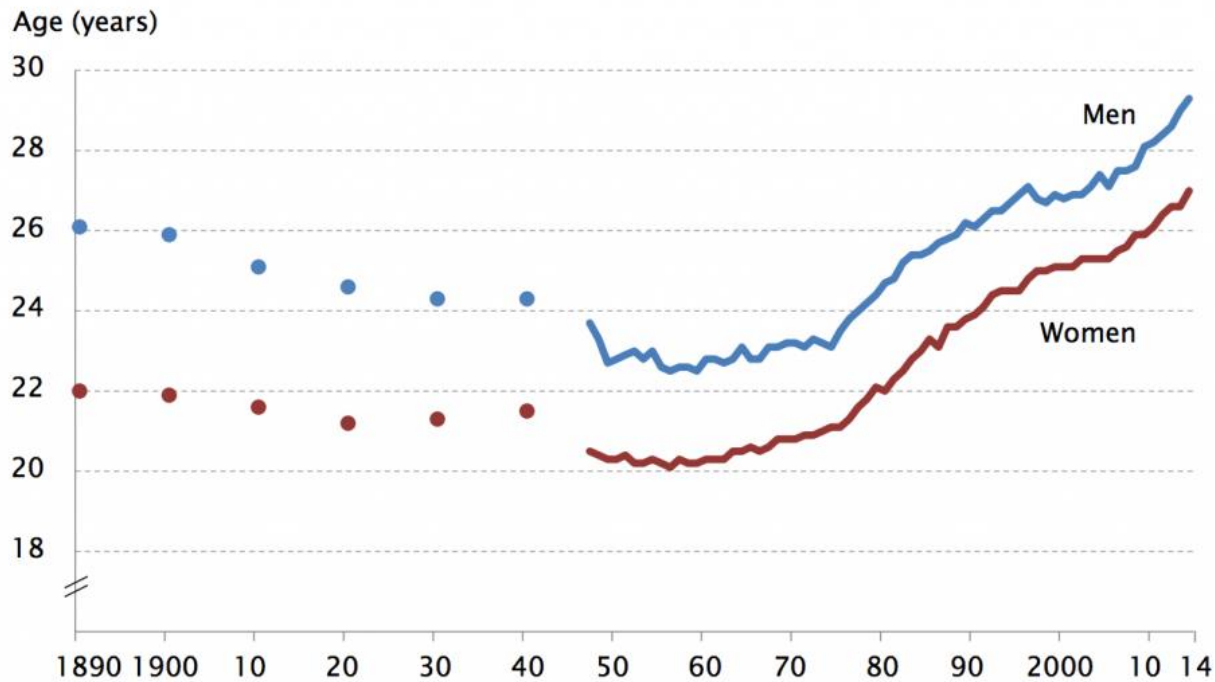


Men and Women's Employment

- When husbands do not earn a steady income, marriages are subject to higher divorce risk.
- Employment could raise the likelihood of a breakup since women are capable of supporting themselves.

Age at (1st) Marriage

Figure MS-2
Median age at first marriage: 1890 to present




Source: U.S. Census Bureau, Decennial Censuses, 1890 to 1940, and Current Population Survey, Annual Social and Economic Supplements, 1947 to 2014.

United States
Census
Bureau

- Rising age at marriage is an important reason for the declines in divorce over the past few decades.

Previous Cohabitations or Marriages

- Early cohabiting unions or marriages are precipitated by an unplanned pregnancy.
- Pre-union birth raises the likelihood of dissolution.
- Those who divorced once are likely to do it again



Divorce Facts	
Servings per marriage 42-45%	
Divorces per:	
1st Marriages	42%
2nd Marriages	60%
3rd Marriages	73%
Average:	
Age	30
Years before remarriage	3
Divorces per hour	100

Race and Ethnicity

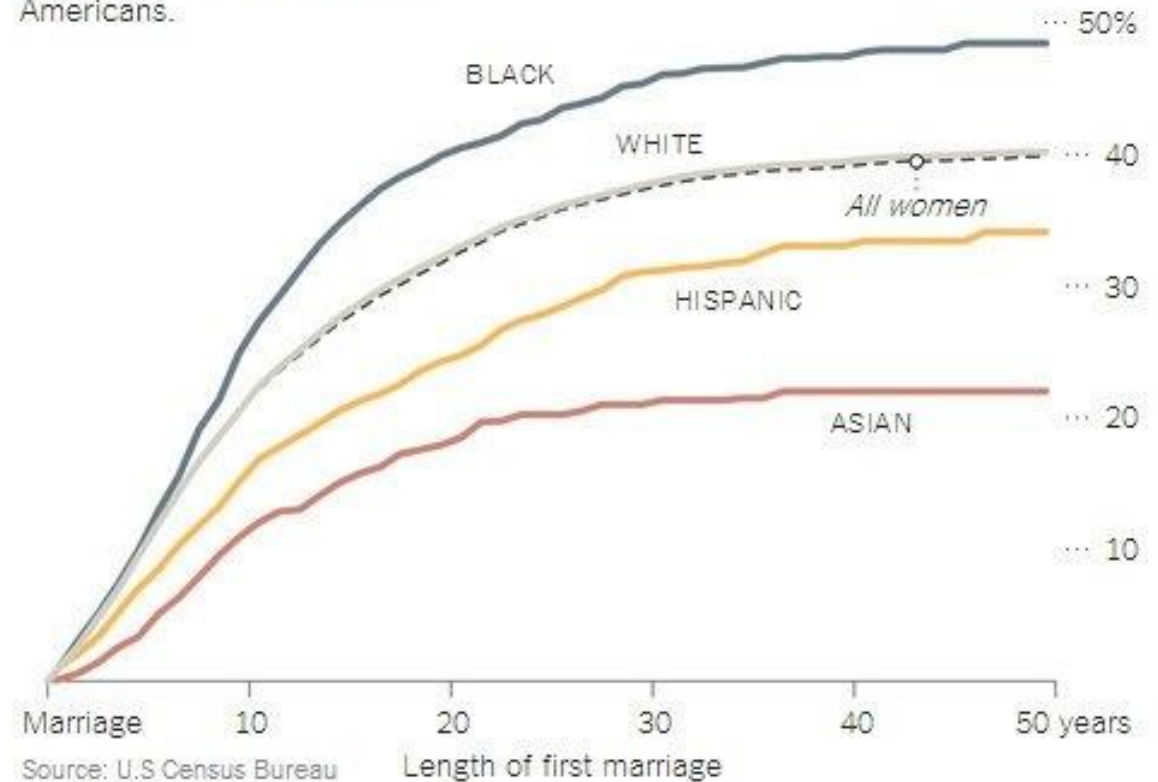
African Americans have higher rates of marital separation than most racial-ethnic groups.

Discrimination and unequal access to jobs and income may be the reasons for the higher divorce rates of African Americans.

Divorce Rates

Asian-American families are particularly stable, divorcing at about half the rate of other Americans.

Cumulative percentage of women divorced from their first marriages
By race, in 2009



Educational Attainment

- Higher education delay the age of first marriage
- Education attainment is associated with stability of income
- College is a place to meet a future spouse

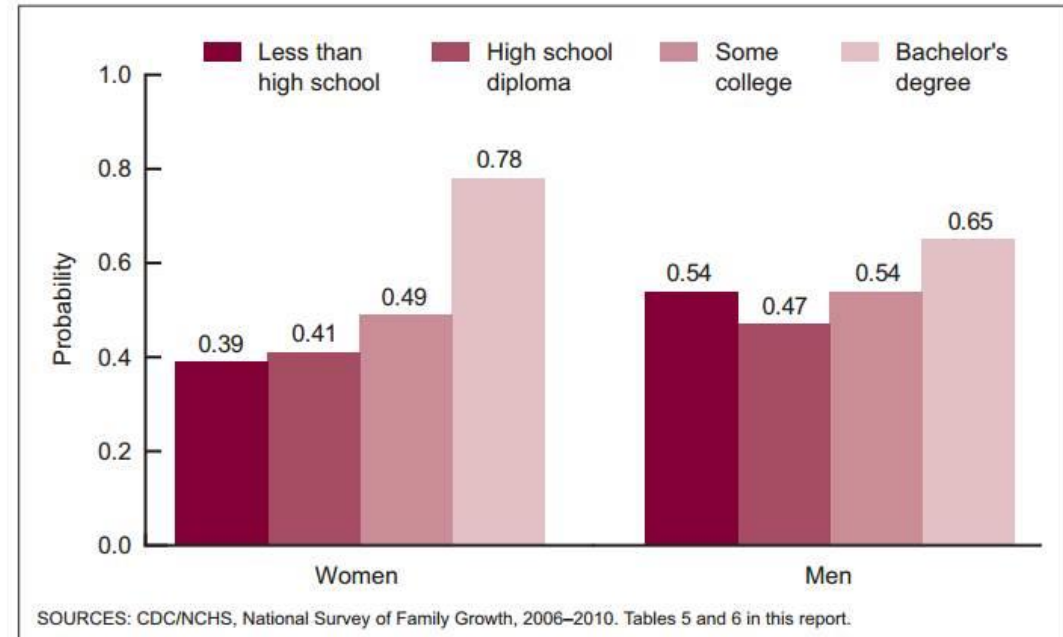
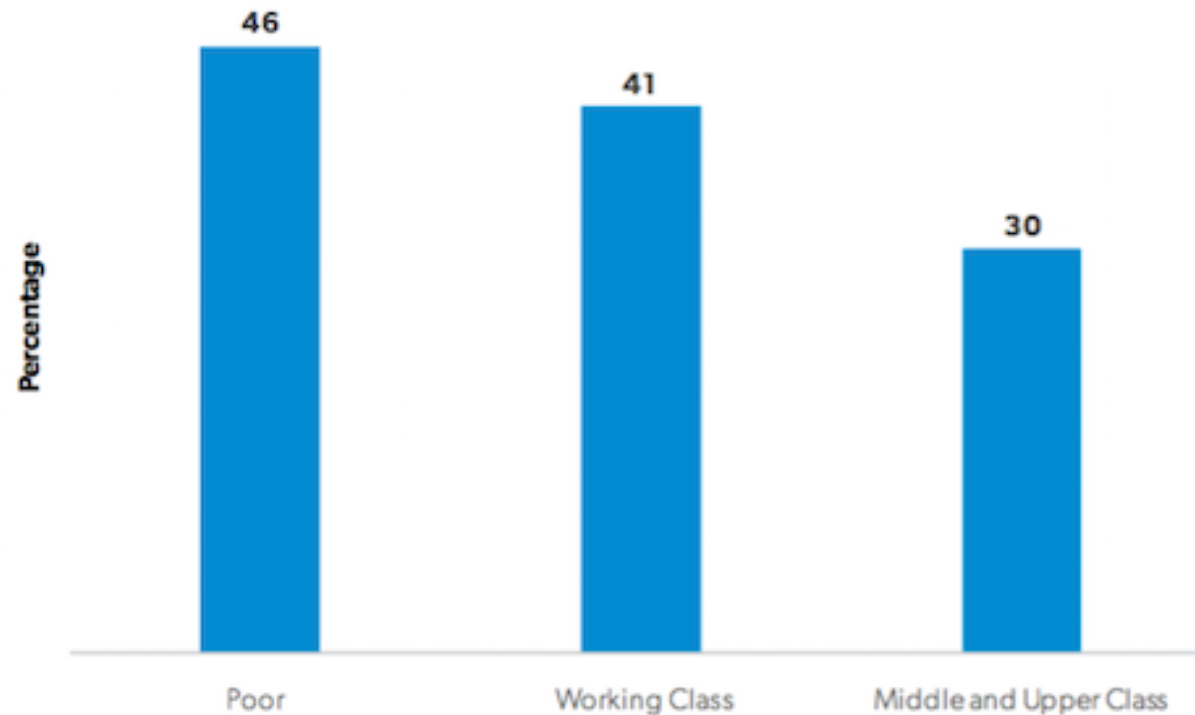


Figure 5. Probability that a first marriage will remain intact (without disruption) for 20 years among women and men 22–44 years of age by education: United States, 2006–2010

Socioeconomic Status

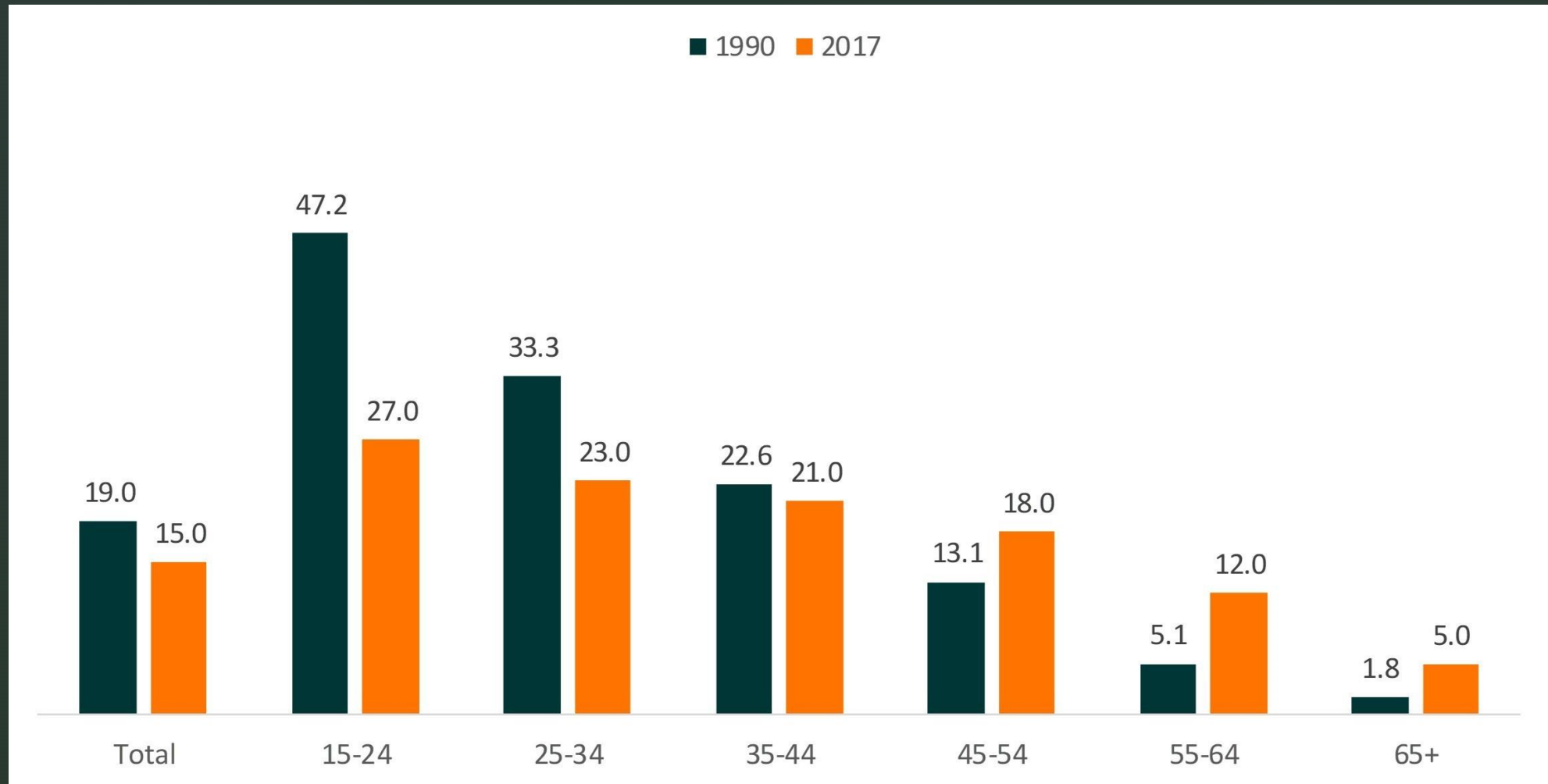
Figure 5. Share of Adults Age 18–55 Who Have Ever Been Divorced, by Class



Note: Based on adults who have ever been married.

Source: American Community Survey, 2015, <https://www.census.gov/programs-surveys/acs/>.

Silver Divorce is on the Rise



Discussion: Why Divorce?



<https://www.youtube.com/watch?v=FDFdroN7d0w>

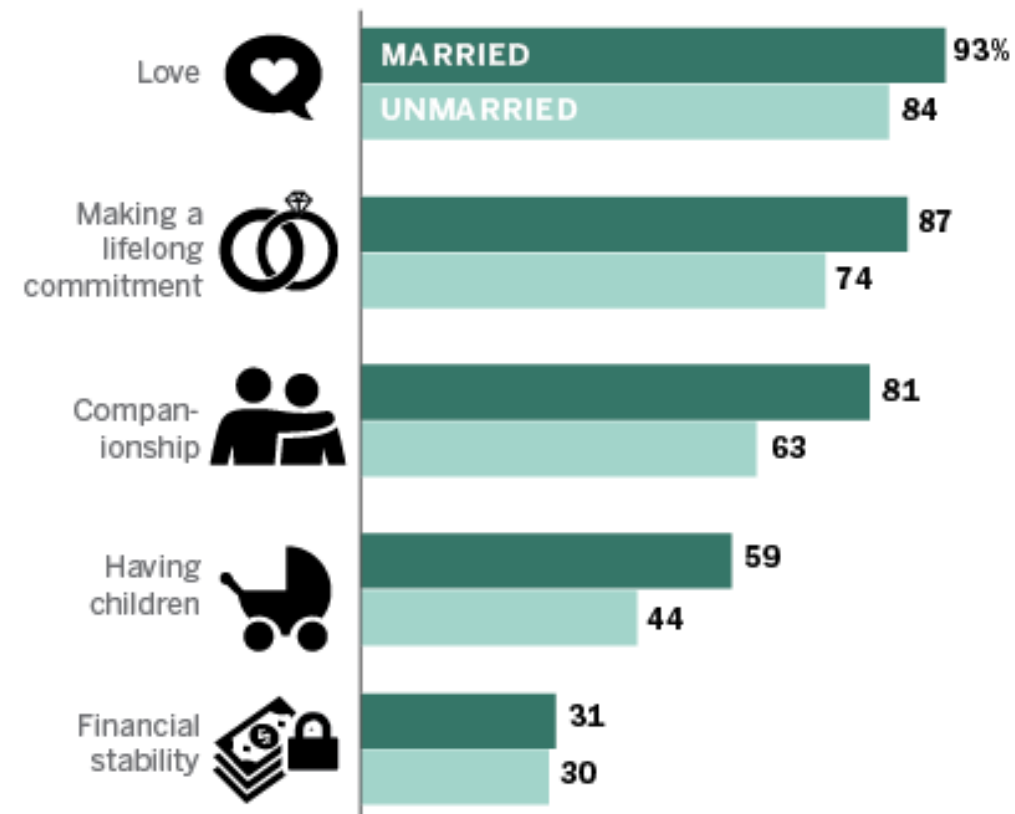
THE 10 MOST COMMON REASONS PEOPLE GET DIVORCED

If you think that sexual infidelity is the leading cause of divorce, you've got it all wrong. We polled over 100 YourTango experts to see what they say are the top reasons married couples decide to split, and—believe it or not—communication problems came out on top as the number one reason marriages fail. Here are some other culprits our experts blame for the high divorce rate.



Why Get Married?

Percent saying each is a very important reason to marry, by marital status



Asked of married and unmarried separately, n=1,306 for married and 1,385 for unmarried.
Pew Research Center

<https://www.pewresearch.org/social-trends/2013/02/13/love-and-marriage/>



DIVORCE OPTIONS
SAN DIEGO

https://www.huffpost.com/entry/10-most-common-reasons-people-divorce_n_8086312

(858) 688-4871

www.divorceoptionssandiego.com

info@divorceoptionssandiego.com

440 Stevens Avenue, Suite 200, Solana Beach, California, 92075

<https://divorceoptionssandiego.com/reasons-for-divorce/>


How Divorce Affects Children

- In general, children do not benefit from their parents' divorce.
- Must go through the emotional adjustments after breakup.
- Must cope with continuing, bitter conflict between their parents.
- Most children do manage to cope without long-term problems.



Child Custody

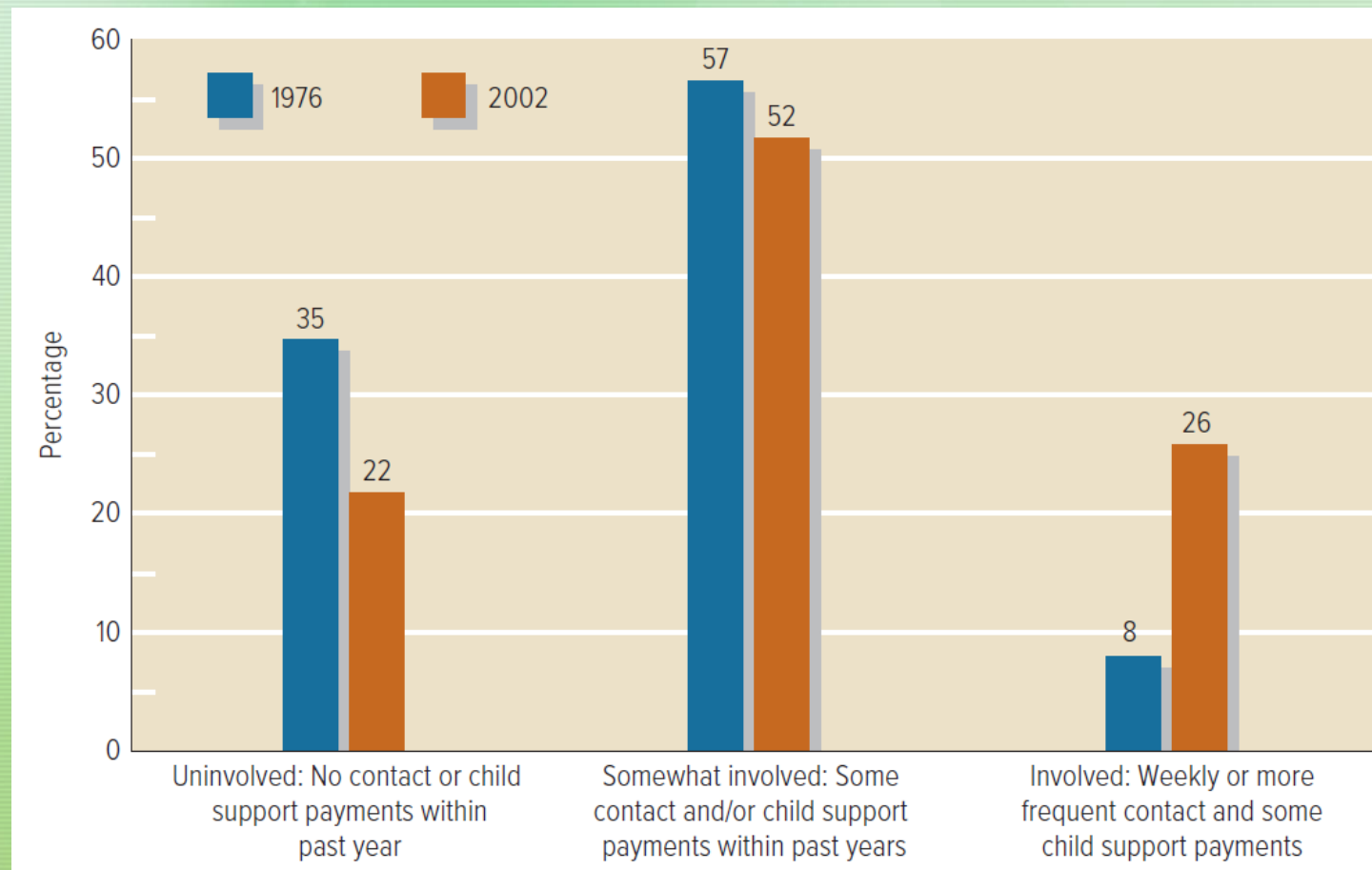
- Who will have responsibility and where will they live?
- **Legal custody:** Right to make important decisions about the children and the obligation to have legal responsibility for them.
- **Physical custody:** Right of a divorced spouse to have one's children live with one.
- **Joint legal custody:** Both parents retain an equal right to make important decisions concerning their children.
- **Joint physical custody:** Arrangement whereby the children of divorced parents spend substantial time in the household of each parent.



Contact

- Nonresident fathers and their children
- Uninvolved fathers.
 - Neither had seen their child nor paid any child support in the past year.
- Involved fathers.
 - Had seen their child weekly or more often in the past year and had also paid some child support.
- Somewhat involved fathers.
 - Had seen their child in the past year but less frequently than weekly and/or had paid some child support in the past year.

Figure 12.2: Involvement of Nonresident Fathers with Their Children, 1976 and 2002



Source: Amato, Meyers, & Emery, 2009.

[Access the text alternative for slide images.](#)



Economic Support

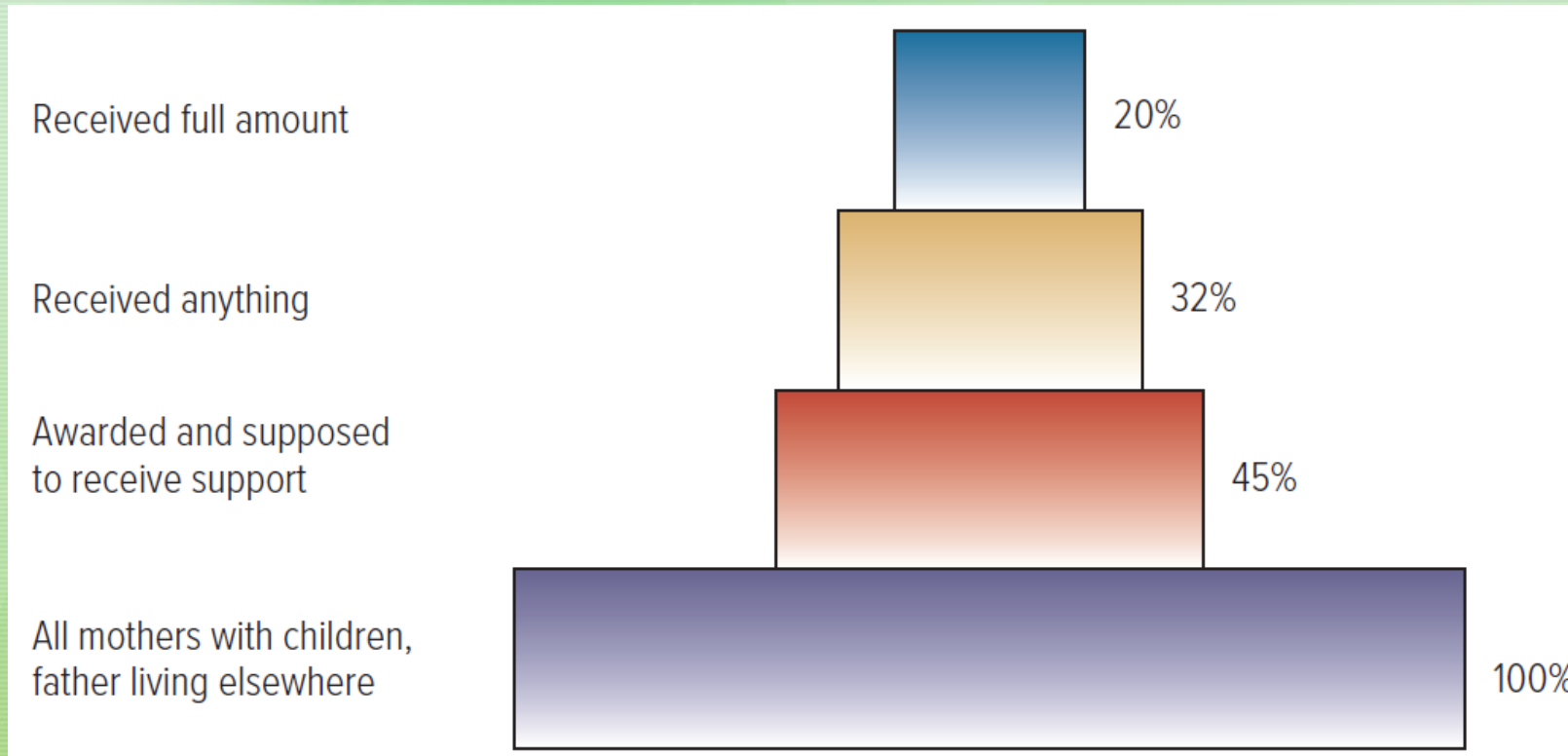
- Many fathers fade from their children's lives because they cannot or will not contribute to their children's support.
- Custodial mothers are hit hard economically when they end a relationship with the fathers of their children.
- Do not receive child support.
- Incomes tend to drop sharply.
- Single-father families have been growing.
- Single fathers tend to have higher incomes than single mothers.



Economic Support

- Between 1980 and 2018, the number of single-father families increased from 690,000 to 2.1 million.
- 18 percent of single-parent families are now headed by men.
- 19 percent had incomes below poverty line in 2016.

Figure 12.3: The Child Support Pyramid



- Award and receipt of child support payments to women with children under the age of 21 living in their households who have fathers living elsewhere, 2015. (Source: U.S. Bureau of the Census, 2018a).

[Access the text alternative for slide images.](#)



▼ Gradebook is
good now!

22 24	T TH	Spring Break!!! No classes!		
29 31	T TH	Divorce, Remarriage and Stepfamilies	Wiley 15 & Chua 9, 10, 11, 12	Check-in Journal #3
Apr 5 7	T TH	Health and Family Exam #2	Wiley 13 & Chua 14, 15, 16	Check-in Exam#2
12 14	T TH	Children, Parenting and Cultures	Wiley 18 & Chua 17, 18, 19	Check-in Journal #4
19 21	T TH	Old People and Families	Wiley 19 & Chua 20, 21, 22,	Check-in
26 28	T TH	Work and Family	Chua 23, 24, 26, 28, 29, 30, 31, 32	Check-in Journal #5
May 3 5	T TH	Exam#3 Honors Day. No class!	Chua 33, 34, coda	Exam #3
13	Final day	9-noon		Book Review (due by noon)

Coming next...

- Journal #3 due today by midnight
- Exam 2 next Thursday in class
- Cumulative but focus on race, social class, domestic violence and divorce
- Short answer questions on topics of domestic violence and divorce
- 10 multiple choices / true/false questions, 2 from previous chapters
- 40 minutes closed-book exam on Moodle



About the quizzes

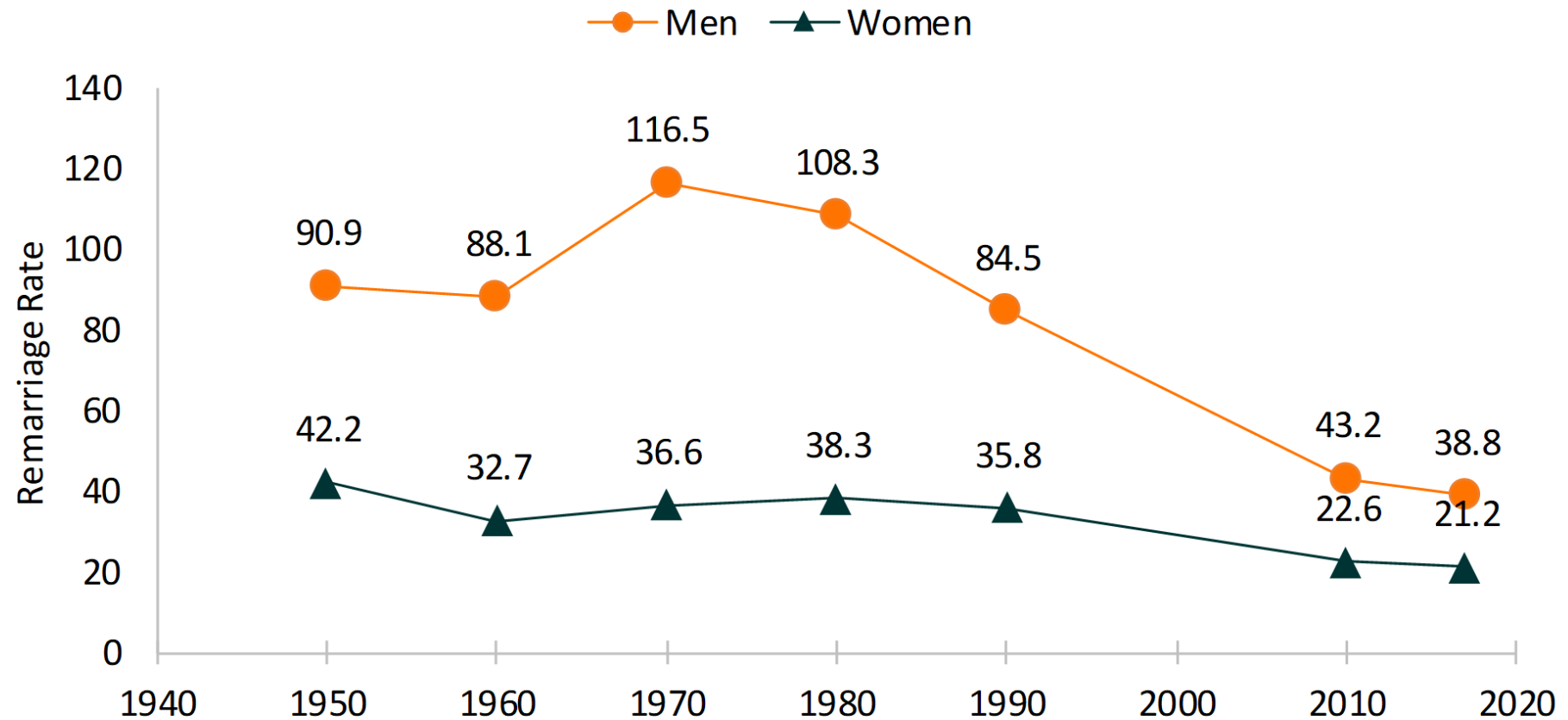
- No need to extend our answers
- Concise and clear

Stigmas against Stepmoms (stepfamilies)



Remarriage

Figure 1. The Remarriage Rates of Men and Women Aged 15 and Older, 1950-2017



Source: NCFMR analyses of Vital Statistics of the United States, 1950; Monthly Vital Statistics Reports 1960, 1970, 1980, 1990; US Census Bureau, American Community Survey 2008-2017

